







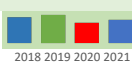




Indicators of Visitor Economy Performance	2018	2019	2020	2021	Sparkline	Recovery Gap (most recent year vs. 2019)
CANADIAN VISITOR SPENDING^a						
Total Canadian visitor spending in Saskatchewan (in millions of \$)	\$ 2,194.6	\$ 2,471.1	\$ 1,396.3	\$ 1,588.7		-36%
INTERNATIONAL VISITOR SPENDING^a						
Total international visitor spending in Saskatchewan from U.S. and overseas (in millions of \$)	\$ 230.7	\$ 229.7	\$ 26.0	\$ 51.3		-78%
INTERNATIONAL AIR ARRIVALS^b						
Total international passengers from U.S. and overseas	231,280	278,441	86,835	35,145		-87%
US AUTOMOBILE BORDER CROSSINGS^c						
Total same-day crossings	30,747	31,563	10,226	5,055		-84%
Total overnight crossings	59,764	65,445	10,113	17,668		-73%
OCCUPANCY AT SELECT FIXED ROOF ACCOMMODATION^d						
Average annual occupancy rate in Canada	66.2%	65.6%	32.7%	41.6%		-37%
Average annual occupancy rate in Saskatchewan	56.9%	55.9%	32.4%	40.5%		-28%
ROOM REVENUE AT SELECT FIXED ROOF ACCOMMODATION^d						
Average daily room rate (Saskatchewan)	\$111.23	\$116.95	\$103.58	\$107.11		-8%
Revenue per available room (Saskatchewan)	\$58.73	\$65.98	\$34.85	\$44.03		-33%
RESTAURANT RECEIPTS^e						
Food and Drinking Place Establishments (in millions of \$)	\$ 1,938.1	\$ 1,939.1	\$ 1,590.9	\$ 1,874.2		-3%
TOURISM-RELATED EMPLOYMENT^f						
Number of full-time and part-time jobs	63,800	69,700	50,000	57,200		-18%
CONSUMER CONFIDENCE^g						
Index of Consumer Confidence (Canada)	116.0	113.6	82.7	106.4		-6%
Index of Consumer Confidence (Saskatchewan)	78.6	68.0	52.0	72.6		7%